






Counting Sort

Objective: Count to answer “how many” questions with up to 10 things.








Students need a lot of practice working with numbers and number words. This sort is used to reinforce that a number represents something you are counting and that a number word can be used to tell the amount. This is a good pair, small group, learning center, and/or tutoring activity.






Cut out the label cards.

Picture	Number	Number Word
	1	one
	2	two
	3	three
	4	four

Have students make a chart. Show students how to set up the label headings and then how to place the pictures and the numbers. These do not need to be glued down, but they certainly can be. If these are not glued down, they can be used again and again.

Picture	Number	Number Word
	1	one
	2	two
	3	three
	4	four
	5	five
	6	Six
	7	seven

Picture	Number	Number Word
	8	eight
	9	nine
	10	Ten

Picture

Number

Number
Word