

Kindergarten Developmental Rubric

Looks For	Low (1)	Middle Low (2)	Middle High (3)	High (4)
Capitalization & Punctuation		Joe	I eat pie. I ate cake.	I eat pie. I ate cake.
Phonemic Awareness		Joe Joe I copy.	Joe I print my name.	Joe Bird I can print my first and last name.
Generation of Ideas		I can write my ABCs.	ACJZ e i I can print some letters	ABCDEFGHIJ KLMNOPQR STVWXZ abcdefghijklmnopqrstuvwxyz ijklmnopqrstuvw I can write my ABCs.
Writing	I can scribble	I can draw something	I can write most of my letters	I can write my name and a picture.

This is a **developmental rubric**, which means it is designed to help monitor the development of students as they learn skills such as writing, printing their names, and more. Teachers determined the items that were important to monitor in a kindergarten classroom, but you might choose other things to monitor. In fact, you might decide to use only one or all of the parts of this rubric. Revise it and make it your own!

There are six categories or Look Fors on this rubric. These include: *Capitalization and Punctuation, Phonemic Awareness, Generation of Ideas, Printing One's Name, Alphabet Letters, and Writing*. You might choose different elements to assess – and that's okay.

Please note that this rubric is not designed to give a grade, but it is designed to show progress of students from the beginning until the end of the year. It is also designed to provide information about students that can be used for instructional decision-making.













This rubric is designed to be printed on the front and back sides of one sheet of paper.

Ideas for Using This Rubric

1. For skills that you work on all year, **use the rubric three or more times during the year** – beginning, middle, and end. You can simply use one highlighter color to show the beginning-of-the-year baseline, another color for midyear, and then another color for end-of-year results.
2. Use the rubric during **parent conferences** to help show the great progress students are making.
3. **Keep a list of where your students fall on this rubric.** This will allow you to provide learning activities and experiences your children need. Students who are at the scribble stage of writing need different experiences and strategies than those who are writing complete sentences.
4. **Adapt the rubric to better suit your needs.** Perhaps you want to use only the writing part of the rubric. That's okay! Just use the parts that make sense to you and the curriculum you teach.










Student Name _____

Looks For	Low (1)	Middle Low (2)	Middle High (3)	High (4)
Capitalization & Punctuation		Joe 	I eat pie. i eat cake	I eat pie. I eat cake.
Phonemic Awareness	K 	boy  lun 	bat  Ka 	cat  rug 
Generates Ideas	?	 My house ?????	 My house	 My house is blue. I live in mthe house.





Looks For	Low (1)	Middle Low (2)	Middle High (3)	High (4)
Prints name	 I cant write my nome.	Joe JOE I copy.	Joe I print my nome.	Joe Bird I con print my first and lost nome
Alphabet Letters	 I cant write my ABC s.	A C J Z e i I con print some lettes	ABCDEFGHIJ KLMNOPQR STVXZ abcefg h i jkl m o p..... I con write most of my letters	ABCDEFGHIJKLMNOPQRSTUVWXYZ abcdefghijklmnopqrstuvwxyz I con write my ABC
Writing	 I con scribble	 I con dran AHS	 HSE	 It is still a spookty gost  A pumpkin patch

